



Provided by Xpert Survey Equipment
 Click Topcon GTS-755 for Product Info and Updated Pricing

GPT-7500/GTS-750 Series

Advanced Standard and Non-prism Total Stations



Topcon does it again - an even smaller, lighter, faster, survey solution to handle your biggest jobs



- World's Longest Range Reflectorless EDM (2000m) (GPT-7500)
- Backlit keypad and display
- USB Type A and USB mini slots
- Increased Battery Capacity (5000mAh)
- Advanced WinCE processor on-board
- New smaller, lighter design

Specifications

LASER	GTS-751	GTS-753	GTS-755	GPT-7501	GPT-7503	GPT-7505
ANGLE MEASUREMENT						
Accuracy**	1"	3"	5"	1"	3"	5"
Method		Absolute Reading			Absolute Reading	
Min. Reading	0.5"/1"	1" / 5"	1" / 5"	0.5"/1"	1" / 5"	1" / 5"
Compensation		Dual Axis			Dual Axis	
Compensating Range		±6'			±6'	
TELESCOPE						
Magnification(x)		30x			30x	
Min. Focus Distance		1.3m			1.3m	
PRISM MODE DISTANT MEASUREMENT						
1 prism	3,000m	3,000m	2000m		3,000m	
3 prism	4,000m	4,000m	2700m		4,000m	
9 prism	5,000m	5,000m	3400m		5,000m	
Mini prism	1,000m	1,000m	900m		1,000m	
Accuracy	±(2mm+2ppmxD*) m.s.e.			±(2mm+2ppmxD*) m.s.e.		
NON-PRISM MODE DISTANCE MEASUREMENT (GPT-7500 Series Only)						
				NORMAL MODE	LONG MODE	
Range (Kodak White)				1.5m - 250m	5.0m - 2000m	
Accuracy						
Fine				±(5mm)	±(10mm+10ppmxD*)	
Coarse				±(10mm)	±(20mm+10ppmxD*)	
Tracking				±(10mm)	±(100mm)	
COMPUTER UNIT						
On-Board Processor	Microsoft Windows® CE.NET 4.2 PXA255 400MHz			Microsoft Windows® CE.NET 4.2 PXA255 400MHz		
Memory						
RAM	64M byte			64M byte		
ROM	2Mb(Flash ROM) + 128Mb(SD Card) (A portion is used for pre-installed programs and data management functions)			2Mb(Flash ROM) + 128Mb(SD Card) (A portion is used for pre-installed programs and data management functions)		
Displays	Dual	Dual	Single	Dual	Dual	Single
Screen	320 x 240(QVGA) Color LCD TFT			320 x 240(QVGA) Color LCD TFT		
INTERFACE						
Card System	CompactFlash Card (Type I/II)			CompactFlash Card (Type I/II)		
Serial I/F Port	RS-232C (6 pin) (2) USB Mini-B and Type A			RS-232C (6 pin) (2) USB Mini-B and Type A		
PHYSICAL SPECIFICATION						
Weight						
Instrument (with battery)		5.9kg			6.6kg	
Carrying case		4.5kg			4.5kg	
Environmental	IP54(Based on the standard IEC60529)			IP54(Based on the standard IEC60529)		
Operating Temp.	-20°C to +50°C (-4°F to +122°F)			-20°C to +50°C (-4°F to +122°F)		
Battery Power						
Include distance measurement		10h			6h	
Angle measurement only		12h			12h	
Recharging		5h			5h	

Offices Worldwide

TOPCON CORPORATION
 75-1 Hasunuma-cho, Itabashi-ku
 Tokyo 174-8580, Japan
 Phone: 3-3558-2520
 Fax: 3-3960-4214
 www.topcon.co.jp

Topcon Europe Positioning B.V.
 Essebaan 11, 2908 LJ Capelle a/d IJssel
 THE NETHERLANDS
 Phone: 010-4585077
 Fax: 010-4585045
 www.topconeurope.com

Topcon Corporation Beijing Office
 Block A No.9
 Kangding Street
 Beijing Economic Technological Development Area
 Beijing 100176 CHINA
 Tel: +86-10-6780-2799
 Fax: +86-10-6780-2790

Your local Authorized Topcon dealer is:



Topcon Positioning Systems, Inc.

7400 National Drive
 Livermore, CA 94550
 www.topconpositioning.com

Specifications subject to change without notice

©2008 Topcon Corporation All rights reserved.

P/N: 7010-0828 Rev. B Printed in U.S.A. 12/08

Windows is a registered trademark of Microsoft Corporation in the United States and other countries. Other trademarks and trade names are those of their respective owners.

Patents Issued: 5786593, 6693703, 6356344, 6473716, 671088, 5212533

Topcon is the world leader in survey instrumentation. In fact, Topcon changed the way topography and layout work is done. We continue to lead the industry with time-saving solutions—from the 1976 introduction of the Guppy, the first Total Station, to quick-lock, onboard imaging, and long range EDM (Electronic Distance Meter) technology.

Topcon's reflectorless GPT-7500 and conventional GTS-750 Total Stations provide a lighter, faster survey solution for handling your biggest jobs. Both models feature 1, 3, or 5 second angle accuracy to fit your job and budget. Enjoy the benefits of a large color touch screen and backlit keypads on both sides of the unit (1 & 3 second models only). All models come standard with a 400Mhz processor and Windows CE operating system, and increased battery capacity (5000mAh). The USB A, USB mini port, and Compact Flash port gives you plenty of storage space and upload/download options. There's even Point Guide LEDs that visually inform the rod man that he's online. And like all Topcon survey instruments, they are ruggedly built to withstand harsh conditions.

The GPT-7500 provides the world's longest range reflectorless EDM: 6500+ ft. (2000m). Its reflectorless beam measures what you want to measure, even when shooting through obstacles such as fencing or tree branches. Reflectorless equals safety; stop sending a rod man into dangerous terrain or high traffic situations. Take shots of areas that are difficult or impossible to access from a safe distance.

Smaller and lighter, it's easy to take into the field, set-up, and move to finish the job quickly and with less hassle. The GTS-750, now with the 400Mhz processor installed, takes fast shots, so there's less waiting time. Just point at the prism and shoot.

Smaller, lighter, and faster, the GPT-7500/GTS-750 Total Stations are setting the new standard by which all total stations will be measured.



GPT-7500/GTS-750

Total Stations




Advanced features, durable construction – standard or reflectorless, Topcon's GPT-7500/GTS-750 Series is the answer for the most demanding jobs




TopSURV Onboard

- Expanded import and export for CAD packages
- Exclusive enhanced right mouse support
- Multiple layer selection
- Exclusive Topo Grid Function
- Improved digital level support




Connected

- Expand on-board memory or move files using Compact Flash technology
- Upload or download data directly to a PC in the field or office using the USB A port
- Use the mini USB port to connect to activesync



Visibly Different

- Dual backlit full keypad (1" & 3" models only)
- Smaller, lightweight design and rugged construction for ease of transport and durability
- Rechargeable batteries provide increased operating times



Work the Way You Want

The GTS-750 and GPT-7500 models have an external data port for use with external data collectors from Topcon and other third parties. The On-board Windows CE system allows other third party software to be loaded on-board.

World's Longest Range Reflectorless EDM

(GPT-7500 only)

- Most powerful reflectorless EDM available (2000m)
- Long range power means unsurpassed short range performance
- Pinpoint accuracy with narrow, focused beam



Smaller. Lighter. Faster. Longer. Topcon's GPT-7500/GTS-750 Series Total Stations are the next wave of revolutionary design and advanced technology.



The Leader in Positioning Technology

Topcon's positioning products deliver unparalleled site-wide performance and integration. Our history of technological advances, reputation for superior reliability means there's no other company positioned to provide a better Total Positioning Solution.

From survey to inspection, with our world-wide dealers, we provide innovative technology, giving surveyors, civil engineers, contractors, equipment owners, and operators the competitive edge by addressing the critical issues: increasing profits, quality craftsmanship, improving productivity, lowering operating costs, and enhancing jobsite safety.

Our goal is full positioning integration from field-to-field. If you are ready for the next level, it's time to turn to Topcon.

The Leader in Customer Satisfaction

To ensure that your Topcon instrument maintains peak performance, your local Topcon dealer offers factory trained and certified service technicians. If service is not available in your area, we offer a repair and return policy that is second to none.

There's a GPT-7500 or GTS-750 to fit your jobs and your budget

Whatever the job or budget, there is a Total Station for you. Both the GPT-7500 and GTS-750 are built with the highest standards, guaranteed to fit any budget. It's time to add the accuracy of the world's most advanced Total Station to your job.



Standard packages include:

- GTS-750 / GPT-7500 with Lens Cap
- Battery BT-65Q
- Battery Charger BC-30 and AC Cable
- Plumb bomb set
- Instruction Manual (Pocket Booklet)
- Instruction Manual (CD-ROM)
- Sun Shade
- Plastic Rain Cover
- Tool Kit
- Carrying Case
- Stylus Pen
- USB Cable F-25
- Shoulder Belt
- Display Protection Sheet



Topcon is the world leader in survey instrumentation. In fact, Topcon changed the way topography and layout work is done. We continue to lead the industry with time-saving solutions—from the 1976 introduction of the Guppy, the first Total Station, to quick-lock, onboard imaging, and long range EDM (Electronic Distance Meter) technology.

Topcon's reflectorless GPT-7500 and conventional GTS-750 Total Stations provide a lighter, faster survey solution for handling your biggest jobs. Both models feature 1, 3, or 5 second angle accuracy to fit your job and budget. Enjoy the benefits of a large color touch screen and backlit keypads on both sides of the unit (1 & 3 second models only). All models come standard with a 400Mhz processor and Windows CE operating system, and increased battery capacity (5000mAh). The USB A, USB mini port, and Compact Flash port gives you plenty of storage space and upload/download options. There's even Point Guide LEDs that visually inform the rod man that he's online. And like all Topcon survey instruments, they are ruggedly built to withstand harsh conditions.

The GPT-7500 provides the world's longest range reflectorless EDM: 6500+ ft. (2000m). Its reflectorless beam measures what you want to measure, even when shooting through obstacles such as fencing or tree branches. Reflectorless equals safety; stop sending a rod man into dangerous terrain or high traffic situations. Take shots of areas that are difficult or impossible to access from a safe distance.

Smaller and lighter, it's easy to take into the field, set-up, and move to finish the job quickly and with less hassle. The GTS-750, now with the 400Mhz processor installed, takes fast shots, so there's less waiting time. Just point at the prism and shoot.

Smaller, lighter, and faster, the GPT-7500/GTS-750 Total Stations are setting the new standard by which all total stations will be measured.



GPT-7500/GTS-750

Total Stations




Advanced features, durable construction – standard or reflectorless, Topcon's GPT-7500/GTS-750 Series is the answer for the most demanding jobs




TopSURV Onboard

- Expanded import and export for CAD packages
- Exclusive enhanced right mouse support
- Multiple layer selection
- Exclusive Topo Grid Function
- Improved digital level support




Connected

- Expand on-board memory or move files using Compact Flash technology
- Upload or download data directly to a PC in the field or office using the USB A port
- Use the mini USB port to connect to activesync



Visibly Different

- Dual backlit full keypad (1" & 3" models only)
- Smaller, lightweight design and rugged construction for ease of transport and durability
- Rechargeable batteries provide increased operating times



Work the Way You Want

The GTS-750 and GPT-7500 models have an external data port for use with external data collectors from Topcon and other third parties. The On-board Windows CE system allows other third party software to be loaded on-board.

World's Longest Range Reflectorless EDM

(GPT-7500 only)

- Most powerful reflectorless EDM available (2000m)
- Long range power means unsurpassed short range performance
- Pinpoint accuracy with narrow, focused beam



Smaller. Lighter. Faster. Longer. Topcon's GPT-7500/GTS-750 Series Total Stations are the next wave of revolutionary design and advanced technology.



The Leader in Positioning Technology

Topcon's positioning products deliver unparalleled site-wide performance and integration. Our history of technological advances, reputation for superior reliability means there's no other company positioned to provide a better Total Positioning Solution.

From survey to inspection, with our world-wide dealers, we provide innovative technology, giving surveyors, civil engineers, contractors, equipment owners, and operators the competitive edge by addressing the critical issues: increasing profits, quality craftsmanship, improving productivity, lowering operating costs, and enhancing jobsite safety.

Our goal is full positioning integration from field-to-field. If you are ready for the next level, it's time to turn to Topcon.

The Leader in Customer Satisfaction

To ensure that your Topcon instrument maintains peak performance, your local Topcon dealer offers factory trained and certified service technicians. If service is not available in your area, we offer a repair and return policy that is second to none.

There's a GPT-7500 or GTS-750 to fit your jobs and your budget

Whatever the job or budget, there is a Total Station for you. Both the GPT-7500 and GTS-750 are built with the highest standards, guaranteed to fit any budget. It's time to add the accuracy of the world's most advanced Total Station to your job.



Standard packages include:

- GTS-750 / GPT-7500 with Lens Cap
- Battery BT-65Q
- Battery Charger BC-30 and AC Cable
- Plumb bomb set
- Instruction Manual (Pocket Booklet)
- Instruction Manual (CD-ROM)
- Sun Shade
- Plastic Rain Cover
- Tool Kit
- Carrying Case
- Stylus Pen
- USB Cable F-25
- Shoulder Belt
- Display Protection Sheet





GPT-7500/GTS-750 Series

Advanced Standard and Non-prism Total Stations



Topcon does it again - an even smaller, lighter, faster, survey solution to handle your biggest jobs



- World's Longest Range Reflectorless EDM (2000m) (GPT-7500)
- Backlit keypad and display
- USB Type A and USB mini slots
- Increased Battery Capacity (5000mAh)
- Advanced WinCE processor on-board
- New smaller, lighter design

Specifications

LASER	GTS-751	GTS-753	GTS-755	GPT-7501	GPT-7503	GPT-7505
ANGLE MEASUREMENT						
Accuracy**	1"	3"	5"	1"	3"	5"
Method		Absolute Reading			Absolute Reading	
Min. Reading	0.5"/1"	1" / 5"	1" / 5"	0.5"/1"	1" / 5"	1" / 5"
Compensation		Dual Axis			Dual Axis	
Compensating Range		±6'			±6'	
TELESCOPE						
Magnification(x)		30x			30x	
Min. Focus Distance		1.3m			1.3m	
PRISM MODE DISTANT MEASUREMENT						
1 prism	3,000m	3,000m	2000m		3,000m	
3 prism	4,000m	4,000m	2700m		4,000m	
9 prism	5,000m	5,000m	3400m		5,000m	
Mini prism	1,000m	1,000m	900m		1,000m	
Accuracy	±(2mm+2ppmxD*) m.s.e.			±(2mm+2ppmxD*) m.s.e.		
NON-PRISM MODE DISTANCE MEASUREMENT (GPT-7500 Series Only)						
				NORMAL MODE	LONG MODE	
Range (Kodak White)				1.5m - 250m	5.0m - 2000m	
Accuracy						
Fine				±(5mm)	±(10mm+10ppmxD*)	
Coarse				±(10mm)	±(20mm+10ppmxD*)	
Tracking				±(10mm)	±(100mm)	
COMPUTER UNIT						
On-Board Processor	Microsoft Windows® CE.NET 4.2 PXA255 400MHz			Microsoft Windows® CE.NET 4.2 PXA255 400MHz		
Memory						
RAM	64M byte			64M byte		
ROM	2Mb(Flash ROM) + 128Mb(SD Card) (A portion is used for pre-installed programs and data management functions)			2Mb(Flash ROM) + 128Mb(SD Card) (A portion is used for pre-installed programs and data management functions)		
Displays	Dual	Dual	Single	Dual	Dual	Single
Screen	320 x 240(QVGA) Color LCD TFT			320 x 240(QVGA) Color LCD TFT		
INTERFACE						
Card System	CompactFlash Card (Type I/II)			CompactFlash Card (Type I/II)		
Serial I/F Port	RS-232C (6 pin) (2) USB Mini-B and Type A			RS-232C (6 pin) (2) USB Mini-B and Type A		
PHYSICAL SPECIFICATION						
Weight						
Instrument (with battery)		5.9kg			6.6kg	
Carrying case		4.5kg			4.5kg	
Environmental	IP54(Based on the standard IEC60529)			IP54(Based on the standard IEC60529)		
Operating Temp.	-20°C to +50°C (-4°F to +122°F)			-20°C to +50°C (-4°F to +122°F)		
Battery Power						
Include distance measurement		10h			6h	
Angle measurement only		12h			12h	
Recharging		5h			5h	

Offices Worldwide

TOPCON CORPORATION
75-1 Hasunuma-cho, Itabashi-ku
Tokyo 174-8580, Japan
Phone: 3-3558-2520
Fax: 3-3960-4214
www.topcon.co.jp

Topcon Europe Positioning B.V.
Essebaan 11, 2908 LJ Capelle a/d IJssel
THE NETHERLANDS
Phone: 010-4585077
Fax: 010-4585045
www.topconeurope.com

Topcon Corporation Beijing Office
Block A No.9
Kangding Street
Beijing Economic Technological Development Area
Beijing 100176 CHINA
Tel: +86-10-6780-2799
Fax: +86-10-6780-2790

Your local Authorized Topcon dealer is:



Topcon Positioning Systems, Inc.

7400 National Drive
Livermore, CA 94550
www.topconpositioning.com

Specifications subject to change without notice

©2008 Topcon Corporation All rights reserved.

P/N: 7010-0828 Rev. B Printed in U.S.A. 12/08

Windows is a registered trademark of Microsoft Corporation in the United States and other countries. Other trademarks and trade names are those of their respective owners.

Patents Issued: 5786593, 6693703, 6356344, 6473716, 671088, 5212533